

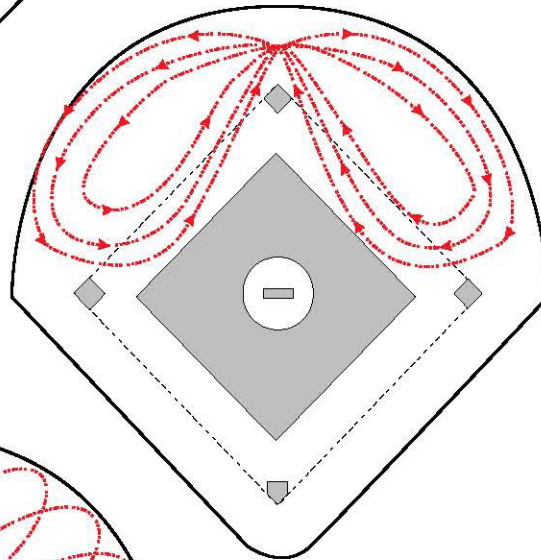
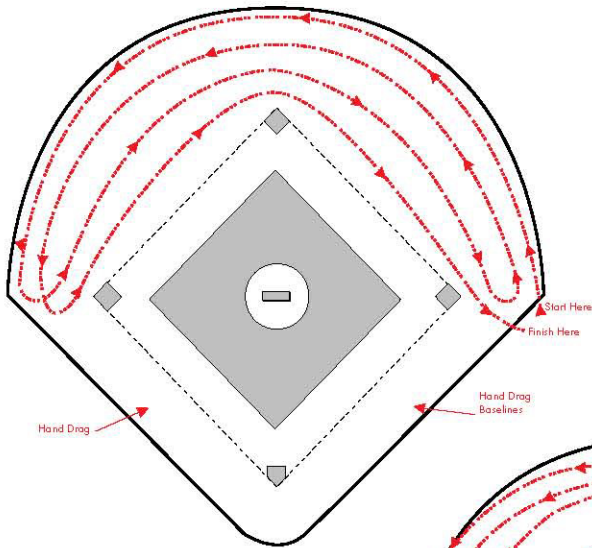


PATTERNS

grass infields

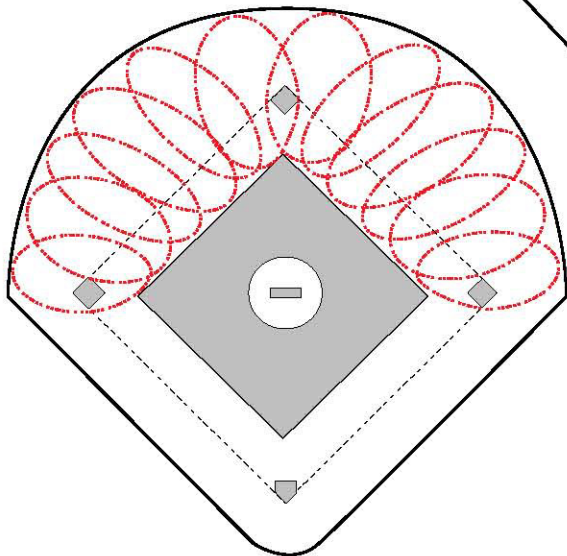
FINISHING

Start from either first or third base staying at least one foot away from the edge of the grass.



ELLIPTICAL

Start at either first or third base. Always mat drag at least one foot inside the grassline to prevent lips. Basically follow a figure 8 pattern dragging no faster that you can walk.



OVERLAPPING CIRCLES

For grass infields, the overlapping circles pattern is excellent for both finishing and maintaining a level infield. Again drag very slow and stay at least one foot away from the edge of the grass.

Rules of Thumb:

1. Never drag faster than you can walk
2. Stay at least one foot away from the edge of the grass.